

Guidebook For Foreign Residents



(English version)



Injury/Illness

①In case of sudden illness, serious injury, fire, incident, or accident	2
②When you are not sure whether to call an ambulance or not	3
③When hospitals are not open	4
④Hospitals	5

Disasters (typhoons, earthquakes)

⑤Preparations before disaster occurs	6
⑥When a disaster occurs	6

Life

⑦Residence procedures	8
⑧When moving	9
⑨When someone has died	9
⑩Seal registration	10
⑪My Number System	11
⑫Garbage	12-13
⑬Interactions with neighbors	14
⑭When you get a dog(for pet)	15
⑮When renting an apartment, etc. (lease contract)	16-17
⑯Electricity, gas, water(Sewer), cell phone (smartphone)	18-19

Health Insurance, National Pensions, Nursing Care Insurance, Welfare for the Disabled and Taxes

⑰Health Insurance	20
⑱National Pensions	21
⑲Nursing Care Insurance	22
⑳Welfare for the Disabled	22
㉑Taxes	23

Raising children

㉒When you are pregnant	24
㉓When a baby is born	24
㉔Day nursery and kindergarten	25
㉕Elementary and Junior High School	26
㉖High School, University, Junior College, Vocational school	27
㉗Others	28

Traffic rules

㉘When walking	29
㉙When riding a bicycle	29
㉚When driving a car or a motorcycle	29

Others

㉛In these cases	30-33
㉜Major festivals and events in Iga City	34



For you, a citizen of Iga

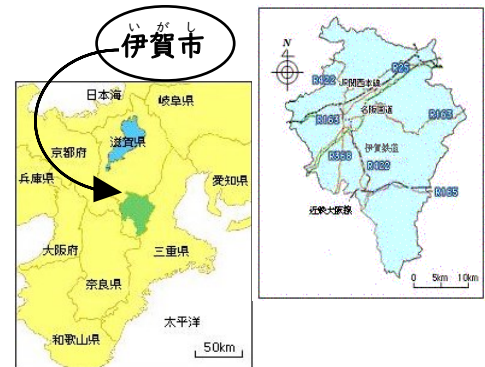


■Welcome to Iga City■

This guidebook has been prepared so that all foreigners living in Iga City can live in peace.

It contains information that you need to know in order to live safely and protect your life.

Please read this guide.



■What kind of city is Iga?■

Iga City is located in the northwestern part of Mie Prefecture.

It borders Shiga, Kyoto, and Nara prefectures. It takes about 80 minutes to Osaka, Kyoto, and Nagoya by car.

About 84,000 people live in Iga City. About 6,100 of them are foreigners. (As of the end of December 2024)

It is famous as the home of Matsuo Basho and the Iga Ninja.

Symbol flowers, trees, and birds in Iga City



Sasayuri








Akamatsu



Kiji

Injury/Illness

① In case of sudden illness, serious injury, fire, incident, or accident

Phone	Description	
<p>Call  119</p> <p>(Fire Department)</p> 	Sudden illness, serious injury	<ul style="list-style-type: none"> ● Say, “Kyukyu-desu” (It's an emergency.) ● Say where you want the ambulance to come. ● Tells how the person is sick or injured. ● Say your name and phone number.
	Fire	<ul style="list-style-type: none"> ● Say “Kaji-desu!” (Fire!) ● Say where the fire is. ● Say what is burning. ● Say your name and phone number.
<p>※ You can find out how to use ambulance services in various languages.</p> <div>  <p>(Fire and Disasters Management Agency, Minister of Internal Affairs and Communications)</p> <p>https://www.fdma.go.jp/publication/portal/post1.html</p> </div> <p>※ Ambulances are free but cannot be used for minor illnesses or injuries.</p>		
<p>Call  110</p> <p>(Police Station)</p> 	Traffic Accident	<ul style="list-style-type: none"> ● Say “Jiko-desu” (It's an accident.) ● Say when and where it happened. ● Say your name and your phone number.
	Incident	<ul style="list-style-type: none"> ● Say “Jiken-desu” (It's an incident.) ● Say when and where it happened. ● Say your name and your phone number.

② In case of doubt about ambulance call

I g a C i t y E m e r g e n c y H e a l t h C o n s u l t a

■ Iga-Shi-Kyukyu-Kenko-Sodan Dial 24

☎ 0120-4199-22

You can discuss mental and physical health conditions with a nurse or other health care professional 24 hours a day, 7 days a week.

The service is free of charge (0 yen).

What you can consult	<ul style="list-style-type: none">• Slight injury• A cold• Child-rearing problems• Caring for sick or elderly people• Mental problems, worries, etc.
Time for consultation	<ul style="list-style-type: none">• Japanese, English, Portuguese 0:00 – 23:59 (24 hours a day, 365 days a year)• Vietnamese 8:30 – 20:00 (365 days a year)

M i e P r e f e c t u r e E m e r g e n c y M e d i c a l I n f o r m a t i o n

■ Mie-Ken-Kyukyu-Iryo-Jyoho (Call Center)

☎ 059-229-1199

In the case of an illness or injury not requiring an ambulance call, you can call 24 hours a day and ask which hospital you should go to.

You can also view the information on the Internet in many different languages.

Medical Net Mie
「Iryo Net Mie」 



③When hospitals are not open

The following facilities provide emergency treatment for illness and injury when hospitals are not open, such as at night or on Sundays.

■Igashi ^{Emergency - Clinic} Okyu-shinryojyo ☎0595-22-9990

Place: 1700-1, Kaminosho, Iga City
(Next to Okanami General Hospital)



Clinic Day	Treatment Subjects	Consultation Hours	Reception hours
Monday - Saturday	General Medical Care Pediatrics	20:00~23:00	20:00~22:30
Sunday and national holidays		9:00~12:00	9:00~11:30
		14:00~17:00	14:00~16:30
		20:00~23:00	20:00~22:30

■Things need to bring to the Iga City Emergency Medical Center.

- Qualification confirmation certificate or My Number card
- Money
- Child, single parent, disability medical expense subsidy recipient certificate (for those who has it)

👉For those who cannot speak Japanese, it is possible to use interpretation apps to communicate.

④Hospitals

■Clinical department

<i>Nai-ka</i> Internal Medicine	Treatment of colds and diseases of internal organs
<i>Ge-ka</i> Surgery	Treats injuries
<i>Shoni-ka</i> Pediatrics	Treatment of children's diseases
<i>Seikeige-ka</i> Orthopedic Surgery	Treats bones, joints, muscles, and other parts of the body
<i>Gan-ka</i> Ophthalmology	Treats diseases of the eye
<i>Jibiinko-ka</i> Otorhinolaryngology	Treats diseases of the ear, nose, and throat.
<i>Shi-ka</i> Dentist	Dental treatment.
<i>Sanfujin-ka</i> Obstetrics and Gynecology	Treats diseases of women and childbirths.

■What to bring to the hospital

•Shikaku-Kakuninsho (Qualification confirmation

certificate for Health Insurance) or My Number card

•Money

•Shinsatsu-ken (Patient Registration Card) (The person who has it.)

• In case you have the Medical Expense Subsidies Certification for Children, Single Parents, and the Disabled (Jukyushasho)

👉 If you cannot speak Japanese well, please ask someone who can speak Japanese to interpret for you.

Disasters (Typhoons and Earthquakes)

Japan is a country prone to disasters such as typhoons (lots of rain and strong winds) and earthquakes.

~When a disaster occurs~

Cellular phone lines will have difficulty connecting.

Electricity, gas, and water may stop.

Trains and buses may stop and roads may become impassable.



⑤Preparations before a disaster occurs

- Check the evacuation shelter (Hinanjyo) you can escape to in the event of an earthquake or typhoon.
- Participate in disaster prevention training (practice in case of a disaster).
- Prepare a stockpile of food, water, a flashlight, etc. for three days to a week so that you will not be in trouble if electricity, gas, or water is cut off.(=*Bichikuhin*)
- Prepare items to take with you in the event of an evacuation (food, water, medicine, important items, etc.).

⑥When a disaster occurs

☎ 0595-22-9640

Bosai-Kiki-Taisaku-kyoku (Disaster Prevention Countermeasures Bureau)

- Please gather accurate information and act accordingly.
- You can find information about the city in various languages.

Disaster information
APP






HAZARDON



※For information on how to register, please visit the Iga City homepage.



	What to bring with you when you escape
food	<input type="checkbox"/> Dried bread and crackers <input type="checkbox"/> Retort pouch foods and instant foods <input type="checkbox"/> Canned food <input type="checkbox"/> Sweets (chocolate, candy, etc.) <input type="checkbox"/> Milk powder, milk bottles, etc. 
Water	<input type="checkbox"/> Water for drinking (3 liters per person per day for 3 days or more)
Clothing, etc.	<input type="checkbox"/> Towels <input type="checkbox"/> Underwear <input type="checkbox"/> Long-sleeved clothes and socks 
Medicine, etc.	<input type="checkbox"/> Band-aids or bandage, gauze <input type="checkbox"/> Medicines that you always take <input type="checkbox"/> Tissue, mask, toothbrush, portable toilet <input type="checkbox"/> Sanitary items, paper diapers 
Fuel Lighting fixtures	<input type="checkbox"/> Gas cooker (★) <input type="checkbox"/> Matches, lighters <input type="checkbox"/> Flashlight 
Other	<input type="checkbox"/> Helmets and gloves <input type="checkbox"/> Mobile battery <input type="checkbox"/> Portable radio <input type="checkbox"/> Plastic sheet (★), Sleeping bag, Blanket (★) 
Valuables (important)	<input type="checkbox"/> Money <input type="checkbox"/> Bank or post office passbook <input type="checkbox"/> Seal(Hanko/Inkan) <input type="checkbox"/> Health insurance card <input type="checkbox"/> Passport <input type="checkbox"/> Zairyu Card(Residence Card) <input type="checkbox"/> Shikaku-Kakuninsho or My Number Card 

※Don't take (★) with you when you run away.

⑦Residence Procedures:

Nagoya Immigration Residency Management Bureau

☎ 052-559-2150

■Zairyu Card (Residence Card)

Foreign nationals who will be living in Japan for a medium to long term (longer than 3 months) will receive a "Residence Card" (ID card).

This is a very important card.


It contains information such as name, date of birth, address, nationality, status of residence, and period of stay.

If you are 16 years of age or older, you must carry it with you at all times.




■If you lost your Residence Card


Please go to the immigration office to get a new resident card. (You must go there within 14 days.)

What to bring	<ul style="list-style-type: none"> • One photo • A notification of lost property, etc. (Ishitsubutsu-todokede-shomeisho) 	
---------------	--	--

■Obtain a residence card for your newborn baby

If your baby is born in Japan and will stay in Japan for longer than 60 days after birth, you must go to the immigration office to obtain a residence card for your baby. (Within 30 days from the date of birth of your baby)

What to bring	<ul style="list-style-type: none"> • A birth certificate or a birth registration certificate. • Certificate of residence for all members of the household. (Setai-zen-in-no-jyuminhyo) • Passport of the baby (if you have one), etc. 	
---------------	--	---

Where to consult	<p>Information Center for Foreign Residents</p> <p>☎ 0570-013904</p> <p>☎ 03-5796-7112 (IP, from abroad)</p> <p>🕒 Mon-Fri 8:30-17:15</p>	
------------------	--	---

⑧ When moving

Residents - Division

Jyumin-ka ☎ 0595-22-9645

■ When moving from Iga City to another city (*Tenshutsu*)

Before moving, you must submit a “Tenshutsu-todoke” (Notification of moving out) to the City Hall. You can submit this form up to 30 days in advance. You will receive a “Tenshutsu-shomeisho” (Certificate of moving out.)

What to bring	<ul style="list-style-type: none">• Passport• Zairyu card (Residence Card)• My Number Card (if you have one)
---------------	--

After moving, within 14 days submit the “Tennyu-todoke” (Notification of moving in) to the City Hall of the city where you have moved. Also you will use the “Tenshutsu-shomeisho” (Certificate of moving out) obtained from Iga City.

■ Moving within Iga City (*Tenkyo*)

After moving, submit a “Tenkyo-todoke” (Notification of change of address) to the City Hall. (You must submit it within 14 days.)

What to bring	<ul style="list-style-type: none">• Passport• Zairyu Card (Residence Card)• My Number Card (if you have one)• National health insurance card, medical expense subsidies certification, etc. <p>(The one with the previous address written on it)</p>
---------------	---

⑨ When someone has died

Residents - Division

Jyumin-ka

☎ 0595-22-9645

Submit Shibotodoke (a notification of death) to the City Hall within 7 days of learning of the death.

What to bring	Death certificate or body certificate
---------------	---------------------------------------

※ The deceased person's zairyu card must be returned to the immigration office by either of the following methods.

- Return the card to the nearest immigration office.
- Send the card with the documents by mail.

Please read this code. ☞



A seal (*Inkan/Hanko*) is used in place of a signature. A *Inkan* registered with the City Hall is called a “Jitsuin”.

A “Jitsuin” is used for important documents such as when buying a house or registering a car. When you register your Inkan, you will receive a “Inkan Torokusho” (seal registration card).

The “Inkan Torokusho” is used to obtain a “Inkan Toroku Shomeisho” (Seal registration certificate).

■When registering Inkan / Hanko


Who can register	Persons 15 years of age or older (※Sometimes, even if you are 15 years old or older, you may not be able to register.)
Inkan that can be registered	Your original or registered name (Tsushomei) written on certificate of residence, or a katakana notation of how the name is read.
What to bring	Inkan to be registered and Zairyu Card(Residence Card)
Cost	300 yen

■When obtaining a Inkan registration certificate

What to bring	Inkan registration card and Zairyu Card(Residence Card)
Cost	300 yen per a certificate

All registered residents have a number called *My Number* (personal identification number).

It is a 12-digit number. This number is different for each person.



■ When you need “My Number”

Banks, securities companies, etc.

- When sending money to a foreign country
- When receiving money from a foreign country
- When opening an account

City Hall

- When submitting social insurance or tax forms

Employed companies and stores

- When you start working, etc.

■ My Number Card

- You can get a “My Number card” by applying for it at the City Hall.
- The card is made free of charge (0 yen).
- The card can be used as your ID.
- The card can be used at convenience stores nationwide to issue your resident certificate, seal (Inkan) registration certificate, and other documents.
- The validity period of the My Number card for those with a residence period is the same as the residence period.

⑫Garbage



■Dispose of garbage at designated collection points.

Separate garbage by type. Garbage is disposed of on a specific day.


<p>Types,Ways & Garbage Disposal Calendar</p> 	<p>The day of garbage disposal is determined by the district in which you live. Please check the garbage calendar or the garbage app.</p> <div>  <p>Portuguese, Spanish, Chinese, English and Vietnamese translation is available.</p> </div> <div>  <p>iPhone</p>  <p>Android</p> </div>
<p>Places of Garbage Disposal</p>	<p>If you are a member of a neighborhood association (Jichikai), please check with the leader of the association or your neighbors.</p> <p>If you live in an apartment, please check with the management company or landlord.</p>
<p>Where to consult</p> 	<p>Sakura Recycle Center (Outside Aoyama area)</p> <p> 0595-20-9272</p> <p>Iga Southern Clean Center (Aoyama area)</p> <p> 0595-53-1120</p>

■If you want to take your garbage directly to a waste treatment facility ※Ask the facility directly for fees.

(For residents outside Aoyama area)



Where to bring it	Types of Garbage
<p>Sakura Recycle Center (3547-13, Hatta, Iga City)</p> <p> 0595-20-9272</p>	<p>Flammable garbage, recyclable, or large garbage, etc.</p> <p>*Necessarily separate garbage by type and bring it with you.</p> <p>*Some waste materials cannot be disposed of, such as roofing materials, pillars, flooring materials, exterior wall materials, and car parts.</p>
<p>Noncombustible Waste Disposal Site (4631 Nishitakakura, Iga City)</p> <p> 0595-23-8991</p>	<p>Blocks, tiles, sand, etc.</p> <p>*Some waste materials cannot be disposed of.</p>

(For residents from Aoyama area) ※Ask the facility directly for fees.

Where to bring it	Type of waste
Iga Southern Clean Center  0595-53-1120	Flammable garbage, non-flammable garbage, plastic containers and packaging, recyclable garbage, oversize garbage You must always separate your garbage by type and take it with you.

■How to dispose of oversized garbage (Sodai-gomi)

For oversize garbage such as wardrobes, beds and bicycles, they will come to the front of your house to pick them up. Reservations are required.

How to make an appointment	① Call the Oversize garbage Reception Centre. ② Give your address, name, telephone number, the number and name of items to be picked up. Ask for the date on which they will come to pick up the garbage and where they will put it out. ③ Buy an oversize garbage disposal ticket (sticker) at the service counter of a City Hall or a large supermarket. ③ Write your name on the oversize garbage disposal ticket and affix it to the garbage. ⑤ Put out your garbage by 9am (8:30am in the Aoyama district) on the day they come to collect it.
Money to be paid, etc.	<ul style="list-style-type: none"> • You can apply for up to five pieces of garbage per booking. • A large refuse disposal ticket costs 200 yen per ticket. • You must make a reservation before buying a disposal ticket for the same number of items as you have applied for. (The money from unused tickets will not be returned.)
Where to consult	Northern Iga Oversized Waste Reception Center (outside Aoyama area)  0595-20-1255 Southern Iga Oversized Waste Reception Center (Aoyama area)  0595-64-8700


⑬ Interactions with your neighbors

- Greet your neighbors when you meet them.
- If you have any questions, ask your neighbors.



■ Neighborhood Association (Jichikai)



The neighborhood association is a group of people who gather together and engage in a variety of activities to make the community a safe and comfortable place to live. Join a neighborhood association and participate in a variety of activities. Become a member of your community.

<p>To join a neighborhood association</p>	<ul style="list-style-type: none"> • Consult with the leader of the community association. • If you do not know who the leader is, ask your neighbors or the City Hall. <p>Jyuminjichi-Suishin-ka ☎ 0595-22-9639</p>
<p>Good points of a neighborhood association</p> 	<ul style="list-style-type: none"> • We can help each other with people in the neighborhood. • You can get information from the city through <i>Kairanban</i> (the circular board). • You can drop off your garbage at the garbage collection point of your neighborhood association.
<p>Jichikaihi (Residents' association fee) Payment of fees</p>	<ul style="list-style-type: none"> • The fee is different for each community association. • Ask the leader of the community association.
<p>Activities of a neighborhood association</p>	<ul style="list-style-type: none"> • Manage garbage collection sites. • Maintain local parks and roads. • Disaster prevention training (training to escape safely in the event of a disaster or to extinguish a fire) • They will hold events such as festivals.

⑭ When you have a dog

Citizen Life — Division
ShiminSeikatsu- k a
 ☎ 0595-41-0931

When keeping a dog, submit an “Application for Dog Registration” (Inu no toroku shinseisho) to City Hall.

Dog to be registered	Dogs born more than 90 days after the date of birth
Registration cost	3,000 yen per a dog
Vaccination	Once a year, your dog must be vaccinated to prevent rabies. (You will receive a postcard about it from the City Hall.)
To protect 	<ul style="list-style-type: none"> • When walking your dog, put the dog feces in a plastic bag and carry it back home. • When keeping a dog outside the house, attach a leash to the dog.
If your dog dies	When your dog dies, you must submit a death registration of the dog to the City Hall. You can also do it from here. 
When you move out	<p>When you move out, your dog must also change his/her address.</p> <p>■ Inside Iga City: You can do the procedure at Iga City Hall.</p> <p>■ Outside of Iga City : Please take the dog tags you received when you registered your dog to the City Hall of the city you moved to and complete the necessary procedures.</p>
If your dog escapes	<p>If your dog escapes, contact a public health center.</p> <p>Public Health Center Iga Hokenjyo ☎ 0595-24-8080</p>

⑮ When renting an apartment, etc. (Lease contract)

■ Necessary money



Rent (Yachin)	<ul style="list-style-type: none">• This is the money you pay every month.• In Japan, most of them are paid in advance.
Shikikin (security deposit)	<ul style="list-style-type: none">• A security deposit is paid when a house is leased.• The amount of the deposit is the same as the rent for one to three months.• If the renter is unable to pay the rent, or after the renter has moved out, the landlord (the person who rents the house) will use the fee to fix broken or dirty parts of the house.• Unused money will be returned to you.
Rei-kin	<ul style="list-style-type: none">• This is a thank-you fee paid when a house is leased.
Brokerage Fee	<ul style="list-style-type: none">• This is the fee paid to the real estate agency that introduced the house to you.
Management fee (common-area maintenance fee)	<ul style="list-style-type: none">• This is the fee paid for electricity and cleaning of staircases, corridors, and other areas used by everyone.
Renewal fee	<ul style="list-style-type: none">• A renewal fee is a fee paid separately from the rent when you continue to live in the same house after the lease contract ends without moving out. (Most rental contracts are for a period of two years.)

■ Private housing

- Rent from a landlord.
- Go to a real estate agency (a store that introduces a variety of houses to people who want to rent or buy a house) and search for a house.

■ Public housing

- There are two types of public housing: municipal housing (Apartments rented by the city) and prefectural housing (Apartments rented by the prefecture).
- The rent is cheap and can be rented by those who are in need of a place to live and who do not have a lot of money.
- There are various rules and regulations for renting an apartment.

	Municipal housing	Prefectural housing
When recruiting	July, January	April, July, October, January
Where to consult	<div>Housing Division</div> <div><i>Jyutaku-ka</i></div> <div> 0595-22-9737</div>	<div>Iga South Real Estate Cooperative Association</div> <div> 059-221-6171</div>

■ Rules for Apartment Residences

- Do not live in an apartment with other people or rent an apartment to other people without informing the landlord.
- Do not remodel a room without permission.
- Do not make loud noises or voices. (especially 8:00pm to 7:00am)

For example

- × Talking loudly.
- × Listening music or watching TV with loud volume,
- × Have parties sing and dance.
- × Playing a guitar or other instruments

⑩Electricity,gas,water(Sewer), cell phone(smartphone)

■Electricity

Please ask your real estate agent or landlord about using electricity.

You can view information about power outages.

Chubu Denryoku(Chubu Electricity)

Power Outage Information Notification Service



iPhone



Android

■Gas

•There are two types of gas used in the house;city gas and propane gas.


The type of gas differs depending on where you live.

It is dangerous to use the wrong type of gas and the wrong gas appliances. Always check with your real estate agent or landlord.

■Water supply(Sewer)

When you move out or in, you must notify us of the start or stop of your water supply at least 2 to 3 days before you move.

When to use	<ul style="list-style-type: none">•Call the Water Supply and Sewerage Customer Center and inform to use the water(sewer).• Within 7 days, submit a "Notification of Commencement of Water Supply Use" form.
When to stop using the water	<ul style="list-style-type: none">•Call the Water and Sewage Customer Center and inform them of your intention to stop using the water supply and Sewer. <p>※If you do not contact the center after you stop using the water, you will be charged a fee.</p>

How to Pay Fees	<p>Payment can be made in one of the following ways</p> <p>① Account transfer Payment will be made by debiting money from your account. (You can apply for this service at a bank or post office.)</p> <p>② Payment slip Payment slip will be sent to you. Payment can be made at banks, post offices, convenience stores, smart phone apps, etc.</p> <p>③ Credit card You can pay by your credit card. (You can apply for credit card payment from your PC or smartphone.)</p>
Where to consult	<p><i>Jyoge Suido Okyakusama Center</i> (Water Supply and Sewage Customer Center)</p> <p> 0595-24-0013</p>

■ Cell phone (Smart phone)

Necessary items for contract	<ul style="list-style-type: none"> • Zairyu card (Residence Card) • Bank account or credit card <p>(※ You may also need your passport in some cases)</p>
Rules	Do not give or sell a smartphone that you have signed a contract with in your own name to another person. It is a crime!
Where to consult	Please check the website of the telephone company.

Health Insurance, National Pensions, Nursing Care Insurance, Welfare for the Disabled and Taxes


Insurance - Pension - Division
⑰ Health Insurance *Hoken-Nenkin-ka* ☎ 0595-22-9659

In Japan, you must have health insurance in case of injury or illness.

■ Kokumin-Kenko-Hoken (National Health Insurance)

Employees of a company are covered by the company's health insurance (social insurance).

Those who do not have social insurance are enrolled in Iga City's National Health Insurance.

Insurance fee	The insurance tax is determined by the previous year's income and the number of family members insured.
Hospital Charges 	Show your Shikaku-Kakuninsho card or My Number card at the hospital. The amount to pay at the hospital will be 10% of your total medical expenses. (Some people pay 20% or 30%) It is determined by the income of the previous year.
Where you can consult	HokenNenkin-Gakari 0595-22-9660

■ Koki-Koreisha-Iryo-Seido (Late-Stage Medical Care System for the Elderly)

When you turn 75 years old, you will be enrolled in the "Late-Stage Medical Care System for the Elderly."

You will discontinue your previous health insurance.

Insurance fee	Insurance premiums are determined by the previous year's income of the insured person or head of household.
Hospital charges	Show your Shikaku-Kakuninsho or My Number card at the hospital. The amount of money you pay at the hospital will be 10% of the total medical expenses. (Some people pay 20% or 30%.)
Where you can consult	Iryo Jyosei-Gakari 0595-22-9660

In addition

👉 If the amount of money you pay to a hospital exceeds the amount determined, a portion of the money will be returned to you.

(*Kogaku-Iryohi*: High-cost medical care expenses)

👉 Money received when a child is born (*Shussan-Ikuji-Ichijikin*: Lump-sum childbirth allowance) and money received when an insured person dies (*Sosaihi*, Funeral expenses) are also available.


⑱ National Pensions

Insurance – Pension – Division

Hoken-nenkin- k a ☎ 0595-22-9659

In Japan, everyone between the ages of 20 and 59 is enrolled in the National Pension Plan. Those who have paid into the pension plan will receive money when they grow old or are unable to work due to illness, injury or disability.

- For those who work for a company ⇒ *Kosei-nenkin* (Company pension)
- For those who don't work for a company ⇒ *Kokumin-nenkin* (National Pension)

Insurance premiums (Money to be paid.)	<ul style="list-style-type: none"> • Insurance premiums change every year. • If you are unable to pay the premiums, please consult with the nenkin jimusho.
Pension benefits you can receive	<ul style="list-style-type: none"> • <i>Rorei-kiso-nenkin</i> (Basic old-age pension) Available from the age of 65. Please consult with the pension office. • <i>Shogai-kiso-nenkin</i> (Basic disability pension) If you have a disability due to illness or injury, you can receive the pension.
<i>Dattai-ichijikin</i> ; a lump-sum withdrawal payment	<ul style="list-style-type: none"> • In some cases, you may be entitled to receive a lump-sum payment when you have paid premiums for more than 6 months and have returned to your home country without receiving a pension.
Japan Pension Service homepage	<ul style="list-style-type: none"> • You can view explanations and notices about pensions in various languages. 
Where to consult	<p>Tsu Nenkin Jimusho ☎ 059-228-9112 (Automatic voice guidance 1 to 2)</p>

①⑨Nursing Care Insurance (Kaigo Hoken)

All residents of Japan over the age of 40 are covered by nursing care insurance. After you pay a nursing care insurance premium, you can access the services you need by only paying a portion of the cost when you become bedridden or need long-term care. If you wish to use nursing care services, you must apply to the city for certification that you need nursing care.

Where to consult 	<ul style="list-style-type: none">• Application for nursing care certification and insurance premiums KaigoKoreiFukushi-ka (Elderly care Welfare Division) ☎ 0595-26-3939• For problems ChiikiHokatsuShien-Center (Regional Comprehensive Support Center) ☎ 0595-26-1521
---	---

②⑩Welfare for the disabled

Persons with disabilities and families can consult with the center.

Various services are also available with the “Shogaisha Techo”(Disability ID card).

Where to consult	<ul style="list-style-type: none">• About the Disability ID card <small>Disability Welfare – Division</small> ShogaiFukushi-ka ☎ 0595-22-9656• About problems <small>Disability Consultation Support – Center</small> ShogaishaSoudanShien-Center ☎ 0595-26-7725
-------------------------	---

② Taxes

Taxes are payments made by residents of Japan to the national, prefectural, and municipal governments. The government, prefecture, or city uses the collected taxes for the benefit of everyone's livelihood.

Income tax	<ul style="list-style-type: none"> • A tax paid to the government. • If you file a final income tax return, such as when you pay a lot of money to a hospital, you may pay less tax. Zeimusho (Ueno Tax Office) ☎ 0595-21-0950
Municipal and Prefectural Taxes	<ul style="list-style-type: none"> • This is a tax paid to the city and prefecture. • This tax is paid to the city where you had your address on January 1st. • The amount of the payment is determined by the amount of your income received in the previous year. Kazei-ka (Taxation Division) ☎ 0595-22-9613
Motor Vehicle Tax • Light Motor Vehicle Tax	<ul style="list-style-type: none"> • This tax is paid to the prefectural or city government by those who own a car or motorcycle on April 1st of each year. <div style="text-align: center;"> <small>— Prefectural Tax Office</small> Iga-Kenzei-Jimusho (Vehicle Tax) ☎ 0595-24-8020 </div> Kazei-ka (For light Motor Vehicle) ☎ 0595-22-9613
Fixed property tax	<ul style="list-style-type: none"> • This is a tax to be paid to the city by those who own fixed assets (land, buildings, etc.) on the first day of January every year. Kazei-ka (Taxation Division) ☎ 0595-22-9614
Paying taxes	<ul style="list-style-type: none"> • If you do not pay your taxes by the due date, you will have to pay not only the tax but also a late charge. If you are unable to pay by the due date, please consult with us. <div style="text-align: center;"> <small>Prefectural Tax Office</small> Iga-Kenzei-Jimusho (Vehicle Tax) ☎ 0595-24-8020 </div> <div style="text-align: center;"> <small>Tax collection—Division</small> Shuzei-ka (Municipal and Prefectural Tax, Light Motor Vehicle Tax, Fixed Asset Tax, National Health Insurance Tax) ☎ 0595-22-9612 </div>

Raising children

②②When you are pregnant C h i l d Rearing - Division *Kodomo no Sodachi Shien-ka* ☎ 0595-41-1556

If you become pregnant, you will receive a "Maternal and Child Health Handbook" at the City Hall.

If you have any concerns or problems, you can ask for advice.

■ Maternal and Child Health Handbook

Take it with you if you go to the hospital.


It should contain information such as the mother's health condition during pregnancy, the size of the newborn baby's body, what illnesses the baby has had, and any vaccines (injections to prevent illnesses) and other information.

When you receive your maternal and child health handbook, you will also get a book of tickets to have Pregnancy Health Checkup.

What to bring	<ul style="list-style-type: none"> • Pregnancy Registration Certificate (you get at the hospital) • Zairyou card (Residence card) • My number card
---------------	---

②③When a baby is born R e s i d e n t - Division *Jyumin-ka* ☎ 0595-22-9645

You must submit *Shusshou Todoke* (the report of birth of your baby) to the city hall within 14 days of the baby's birth.

What to bring	<ul style="list-style-type: none"> • Birth registration (to be obtained at the hospital) • Residence card and passport of the baby's father and mother • Maternal and child health handbook 
---------------	--

※If both the father and mother are foreigners, please go to the immigration office to obtain a residence card for the baby. (⇒P8)

Children under 6 years old, before attending elementary school, can attend daycare nurseries, kindergartens, and a certified children's institution (Nintei Kodomo-en).

Hoikusho Hoikuen (Day Nursery) *There are public and private nurseries.	<ul style="list-style-type: none"> • Children from 0 years old to Elementary school age attend when their parents are working or sick. They learn many things while playing. • Available Hours Monday through Friday) (Public) 7:30~18:00 (Private) 7:00~18:00 • If you want your child to attend, you apply around October of the previous year.
Yochien (Kindergarten)	<ul style="list-style-type: none"> • Children from 3 years old to Elementary school age attend the school. They learn many things while playing. • Available Hours (Monday through Friday) 8:30~14:00 • It can be used after 14:00 while parents are working. • If you want your child to attend, you apply around September of the previous year.
Shiritu-Nintei-Kodomo-en (Private certified children's institution)	<ul style="list-style-type: none"> • It combines the features of both a kindergarten and a day nursery. • If you want your child to attend, you apply around October of the previous year.

※There is no charge for childcare in the 3-to 5-years-old class.
 Please contact the facility directly for the cost of educational materials, and others.



- Parents of children between the ages of 6 and 15 are required to go to school in Japan. (Compulsory education)
- From the age of 6, children attend elementary school, and from the age of 12 to 15, junior high school.
- The school year begins in April and ends in March of the following year.
 Foreign children can also attend elementary and junior high schools in Japan. (Please apply at the City Hall.)
- The school you attend is determined by where you live (your address).

Entrance Orientation (Nyugaku-Setsumeikai)	<ul style="list-style-type: none"> •Children who will be entering the first grade of elementary school in April will have an orientation session around November at the elementary school where they will be entering. •Children who will be entering their first year of junior high school in April will have an orientation meeting at the junior high school they will enter around November to January.
Fees	<ul style="list-style-type: none"> • Tuition, textbooks, and meals are free of charge. •There is a fee for studying materials. •If your income is too low to pay the fee, you may be able to receive school financial assistance. (Shugaku-enjyo)
Japanese language study (Early Adaptation Guidance Class)	In cases where a foreign student is attending a Japanese school for the first time and does not speak or understand Japanese at all, we will provide a 3-months course of study of Japanese language, etc.
Career guidance	There will be an information session about high school life for foreign students and guardians. (Around September)

■High School(Koukou)

A person who has graduated from a junior high school (a person who has not graduated from a junior high school in Japan but is recognized as having the same level of academic ability) may take an entrance examination and be admitted to a high school. If they pass the entrance examination, they are eligible to attend the school.

There are also "regular" high schools, which students attend at night, and "correspondence" high schools, where students study via the Internet etc.

Where to consult	<div>• Prefectural High Schools</div> <div>Mieken-Kyoiku-Iinkai-Jimukyoku, Kokokyoiku-ka</div> <div> 059-224-3002</div> <div>• Private High Schools</div> <div>Mieken-KankyoSeikatsu-bu, Shigaku-ka, Shigaku-han</div> <div> 059-224-2161</div>
------------------	---

■University, Junior College, Vocational School

High school graduates may take an examination to enroll in a university, short-term college (junior college), or vocational school. If you pass the exam, you can attend the school. Please ask directly to the school you want to go to.

②7 Others

■ After-school children's clubs

When parents are unable to take care of their children after elementary school classes are over due to work or other commitments, they can leave their children in the care of an after-school children's club.

Hours of use	After school hours・・・After school～18:00 Long-term holidays, etc.: 8:00-18:00
Cost (User Fee)	For daily use after school・・・¥8000 /person/month Separate fee will be charged for use during long-term holidays.
Other	Registration is required every fiscal year.
Where to consult	<small>child Policy - Division</small> KodomoSeisaku-ka ☎ 0595-22-9677

■ Children's Study (Learning Support)

	Learning Support Class "Sasayuri"	Kanji learning Support class
Day Hours	Saturday 14:00～16:00	Wednesday 15:30-16:30
Place	2F, Igashi-Sogo-Fukushi-Kaikan	4F, Haitopia Iga
Who can participate	From 5th grade Elementary School to Junior High School 3rd graders	From 1st grade to 4th grade of Elementary School
Fee	200 yen per session	200 yen per month
Where to consult	NPO Iga no Tsutamaru ☎ 0595-23-0912 ☎ 080-3590-7612	Iga International Exchange Association ☎ 070-4455-4900

■ For more information on childcare, please click here. 



Traffic Rules

For your safety, it is important to know the rules of Japan.

②⑧ When walking

- Walk on sidewalks (paths for people to walk on).
- On roads without sidewalks, walk on the right side of the road.
- When crossing a street, cross where there is a traffic light or pedestrian crossing.



②⑨ When riding a bicycle

- Ride your bicycle on the left side of the roadway.
- Do not ride a bicycle after drinking alcohol.
- Do not ride a bicycle while using an umbrella or a cellular phone (smart phone).
- Wear a helmet when riding a bicycle.
- In Iga City (Mie Prefecture), all bicycle riders must submit bicycle liability insurance.



③⑩ When driving a car or a motorcycle

- A driver's license is required to drive a car or motorcycle. (The driving test can be taken in English, Portuguese, Chinese or Vietnamese.)
- When driving a car or motorcycle, you must have a driver's license.
- For the safety of both the driver and passengers, seat belts must be worn. Motorcycle riders should wear helmets.
- Do not use a cellular phone (smart phone) when driving a car or motorcycle.
- You cannot drive if you have been drinking alcohol.

Other

③ In these cases

■ When you want to know information

● A multilingual information Paper “Iga”

This monthly paper provides you informations about the city and daily life in Iga.

Portuguese, Spanish, Chinese, English, Vietnamese, and easy Japanese are available.




● Koho Iga (The city's PR publication)

You can view it with the multilingual application "Catalog Pocket".

(The catalog is available in Japanese, English, Korean, Chinese, Thai, Portuguese, Spanish, Indonesian, and Vietnamese.)

※Those are AI translations.



● Iga City Web site

You can see the information from the city in Japanese, English, Chinese, Portuguese, Spanish and Easy Japanese.

※Those are AI translations.

※Furigana is added to kanji characters in easy Japanese.



● Portal site for foreigners living in Japan

You can view notices and other information from the Japanese Immigration office.

(The site provides information in Portuguese, Spanish, Chinese, English, Vietnamese, Korean, Thai, Tagalog, Indonesian, etc.

※Those are AI translations.



■When you want to consult with us

●Tabunka Kyosei ka (Multicultural Affairs Division)

☎ 0595-22-9702

🕒 Monday-Friday 8:30~17:15

Interpreter : Portuguese, Spanish, Chinese, English,
Vietnamese, Tagalog and easy Japanese

Video Interpreter: Portuguese, Spanish, Chinese, English,
Vietnamese, Tagalog, Thai, French, Nepali,
Hindi, Russian, Indonesian, Myanmar, Maley.



●Tabunka Kyosei Center

(Multicultural Center)

☎ 0595-22-9629

🕒 Monday to Friday 9:00~17:00

🕒 2nd and 4th Sundays 9:00~12:00

Location: 4th floor of Haitopia Iga, 500 Marunouchi, Ueno

Interpreter: Portuguese(Wed), Spanish(Wed), Chinese(Thu),
English (Tue, Thu), Tagalog(Tue, Thu)
Vietnamese(Fri) and easy Japanese.

※Check our website for sunday interpreters.

Video Interpreter: Portuguese, Spanish, Chinese, English,
Vietnamese, Tagalog, Thai, French, Nepali,
Hindi, Russian, Indonesian, Myanmar, Maley.



● Mie Consultation Support Center for Foreigner

(MieCo) ☎ 080-3300-8077

🕒 Monday to Friday 9:00~16:00

Portuguese, Spanish, Chinese, English, Vietnamese, Tagalog,
Thai, Indonesian, Nepali, Korean and Japanese are available.



● Iga no Tsutamaru (NPO)

☎ 0595-23-0912

🕒 Monday, Wednesday, Friday 10:00~16:00



■ Consultation for foreign residents about Visa

- Consultation with an *Gyoseishoshi* (administrative paralegal clerk) for foreigners

※You need to have a reservation.

☎ 0595-22-9702 (Multicultural Affairs Division)

The 1st Thursday of every month

(The 2nd Sunday in June, September, December and March)

Location: 4th floor of Haitopia Iga, 500 Marunouchi, Ueno

- General Information Center for Foreign Residents

☎ 0570-013904



Monday through Friday 8:30~17:15

Monday through Friday 8:30 a.m. to 5:15 p.m.

Portuguese, Spanish, Chinese, English, Vietnamese, Tagalog, Thai, Indonesian, etc.



■ Consultation when you have difficulties in your daily life

- *Seikatsu Shien-ka* (Livelihood Support division)

☎ 0595-22-9650



Monday through Friday 8:30~17:15

■ When you want to look for a job

- Hello Work Iga

☎ 0595-21-3221

Location: 3074-2, Shijukucho



Monday through Friday 8:30~17:15

(Mon., Tue., Wed.) Portuguese, Spanish, English

■ When you have difficulties in your employment

- Iga-Rodo- Kijyun-Kantokusho (Iga Labor Standards Inspection Office)

☎ 0595-21-0802 (Kantoku-an'ei-ka)

☎ 0595-21-0803 (Rosai-ka)

Location: 1507-3 Midorigaoka Honmachi



Monday to Friday 8:30~17:15

●Foreign Workers Corner		
Location	Yokkaichi Rodo Kijyun Kantokusho 2-5-23 Shinsho, Yokkaichi ☎ 059-342-0340	Tsu Rodo kijyun Kantokusho 327-2 Shimazakicho, Tsu ☎ 059-227-1282
Language	Portuguese・Spanish	Portuguese・Spanish・ English


※If you need an interpreter, please call to confirm.

●Consultation Dial for foreigners

☎ 0570-001-7011

English①・Chinese②・Portuguese③・Spanish④・Tagalog⑤・Vietnamese⑥Other

🕒 Monday to Friday 8:30~17:15



■When you want to study Japanese

● Iga Japanese Language Club

☎ 090-3425-7099


🕒 Wednesday 19:30~20:40

🕒 Saturday 19:00~20:30

Place: Iga Shi Sogo Fukushi Kaikan (Iga City Welfare Hall)


Cost: 200 yen per class

※We also have online classes.



● Connecting and Expanding Your Life in Japanese
(Agency for Cultural Affairs)

This is a Japanese language learning site where
you can learn Japanese for daily life.



③2 Major festivals and events in Iga City

【Ueno Tenjin Matsuri】

This is a major festival that has continued for more than 400 years.

Nine danjiri (floats) and ogres make their way around the town.

The festival has been designated a UNESCO Intangible Cultural Heritage Site and a nationally important intangible folk cultural property.

The Ueno Tenjin Festival is held on the nearest Friday, Saturday, and Sunday until October 25 each year.

●Event

Name	When
Iga Ueno NINJA Festa	Beginning of May
Citizens Summer Nigiwai Festa	August
Light-up event "Around the Castle"	Around the middle of August
Iga City International Exchange Festa	Beginning of October



Guidebook For Foreign Residents Living In Iga City

Revised April 2025 (Reiwa 7)

Published in April 2024

Iga-shi Tabunka Kyosei ka

3184 Shijyuku-cho Iga city, Mie 〒518-8501

TEL 0595-22-9702

<https://www.city.iga.lg.jp/0000011976.html>



